

FDA
REGISTERED FACILITY

ISO
13485

MDSAP
MEDICAL DEVICE SINGLE AUDIT PROGRAM

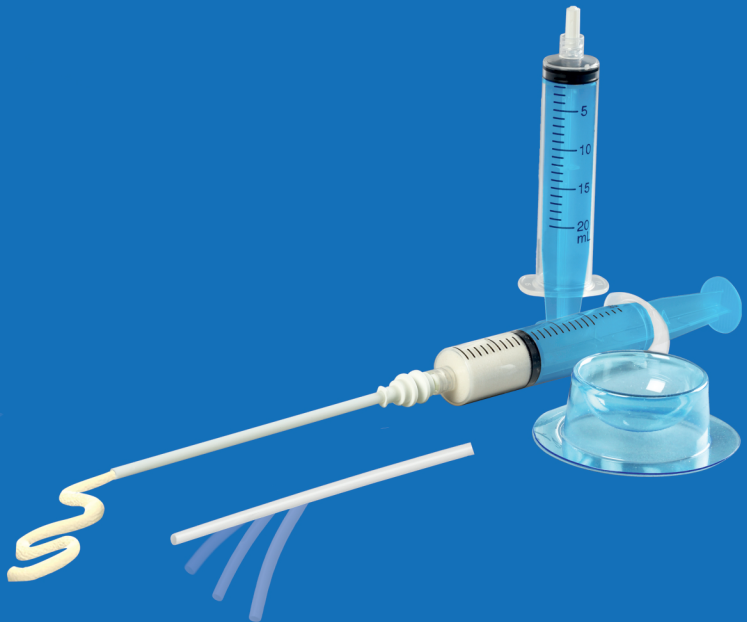
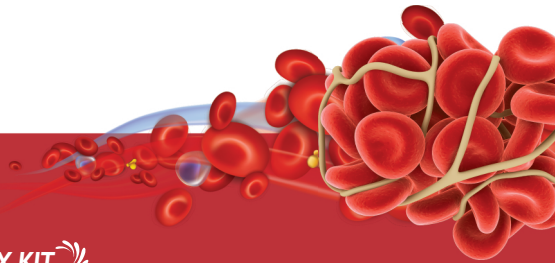


AEGIS LIFESCIENCES

PROTECTION THROUGH PERFECTION

FLOGEL[®]

FLOWABLE GELATIN HAEMOSTATIC MATRIX KIT 



FLOGEL®

FLOWABLE GELATIN HAEMOSTATIC MATRIX KIT 



FLOGEL® Flowable Gelatin Haemostatic Matrix, is made from absorbable gelatin sponge powder, into a flowable form as off white (slight yellow) flowable haemostatic matrix prefilled in a syringe. It is used by applying to a bleeding site that occurs in tight and irregular spaces especially at a difficult to reach surgical site. It is used for platelet adhesion, accelerating platelet plug formation to aid in fibrin clot formation.

KEY FEATURES

- Maintains uniform viscosity from beginning to end of the application after mixing with saline/thrombin
- Ready to use within 30 seconds once the sterile saline solution or thrombin is available in the sterile field
- Product after constitution (as directed below) envelops bleeding site to stop bleeding faster
- It has a proven efficacy, safety, efficiency across blood transfusions, major and minor complications and surgical operating time
- Stays in place during active bleeding even after mixing with saline/thrombin, so it delivers faster haemostasis where its intended
- It is easy to use and can be applied locally at the target site of bleeding.

An empty syringe for mixing sterile solution with matrix

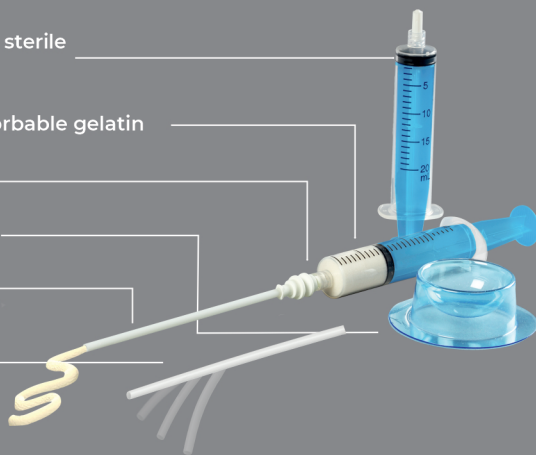
Syringe with pulverized absorbable gelatin

A Luer connector

Cup for placing the solution

An applicator
(Rigid 14.3 cm)

An applicator
(Flexible 14.6 cm)



HAEMOSTATIC MATRIX PREPARATION



Step. 1



Step. 2



Step. 3



Step. 4

Step 1 - Take sterile saline/thrombin. Transfer sterile solution into the sterile liquid transfer cup. Draw up the sterile solution from the liquid transfer cup into empty syringe.

Step 2 - Connect the syringes – Remove cap from *FLOGEL*[®] Matrix pre-filled syringe and attach this syringe to the sterile syringe carrying sterile solution, through luer connector.

Step 3 - Mix the contents of syringes – Begin mixing both by pushing the sterile solution into the *FLOGEL*[®] Matrix pre-filled syringe. Continue exchanging the solution between syringes until all components are thoroughly mixed and the consistency is even.


Step 4 - Attach the applicator for product to be ready for clinical use.

ORDERING INFORMATION


Product ID	Product Name	Volume	No. of Pieces Per Box
FG-005	FLOWABLE GELATIN HAEMOSTATIC MATRIX KIT	5ml	1
FG-006	FLOWABLE GELATIN HAEMOSTATIC MATRIX KIT	6ml	1
FG-008	FLOWABLE GELATIN HAEMOSTATIC MATRIX KIT	8ml	1
FG-010	FLOWABLE GELATIN HAEMOSTATIC MATRIX KIT	10ml	1


Do not Inject **FLOGEL**[®] Haemostatic Matrix into blood vessels.

 A-504, Swati Trinity, Nr. Shantipura Circle, SP Ring Road, Ahmedabad, Gujarat-380058, India.

 215/216, Mahagujarat Industrial Estate, Ahmedabad, Gujarat-382213, India.

 +91-951 290 3131  +91-951 288 3131

 marketing1@aegis-lifesciences.com
aegis.lifesciences@gmail.com

 www.aegis-lifesciences.com

